

A6F-E

Computerized Needle Feed Lockstitch Machine

Needle feeding, no thread tail, large space

- Smooth feeding, no wrinkles no layers offset
- Stepping motor control, accurate stitch length
- Noiseless reverse sewing, quiet and comfortable
- Beautiful stitches, no need trim the thread tail
- Sealed oil pan, no oil trouble
- Large space, wide range of application



Website



Instagram

SM Maquinaria

37 Ave 3-13 Zona 7 Col. El Rodeo

502.2315.8408

502.2315.8409


info@smmaquinaria.com
www.smmaquinaria.com



Anti-split, non-slip, Just use A6F-E

1 Smooth feeding, no wrinkles no layers offset

Feeding by needle and feed dog prevent the problem of wrinkles and layers offset caused by poor feeding and slipping during sewing, applicable for yarn, shirt and chiffon fabrics



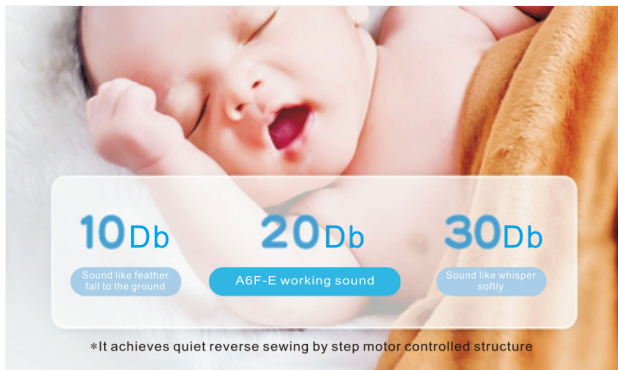
2 Stepping motor control, accurate stitch length

stitch length can reach 0.1mm controlled by stepping motor. Stitch length adjustment function can be locked according to needs to avoid random adjustment of the stitch length.




3 Stepping motor control, more quiet

stepping motor control, quite. the sound of reverse stitch is lower than 20db. Persser foot lifter sound is lower than 60db. Effectively reduce noise, bring you a quite and comfortable working environment.




4 Beautiful stitches, no need trim the thread tail.

The thread tail after sewing is less than 3mm, and automatic lock thread to prevent thread loose.




5 Sealed oil pan, no oil trouble

sealed oil pan, avoid impurities, clean and durable; easy to move, no oil spills.



6 Large space, wide range of application

300mm large operating space, smooth feeding, even sewing such as down jackets, cotton jackets, curtains, bed sheets and duvet covers can be easily handled.



Technical parameter

Model	Needle	Thread No.	Stitch Length (mm)	Presser Foot Lifting Height (mm)	Max. Speed (s.p.m)	A	M	H	Volume (mm)	Weight (kg)
A6F-E	Db×1 11-18#	2	4.5	5-13	4000	√	√		690×295×550	42.5/49.5
A6F-EH	DP×5 18-21#	2	4.5	5-13	3000			√	690×295×550	42.5/49.5
A6F-E-PK	DB×1 11-18#	2	4.5	5-13	4000	√	√		710×345×570	46.5/53.5
A6F-EH-PK	DP×5 18-21#	2	4.5	5-13	3000			√	710×345×570	46.5/53.5

Note: PK is integrated rear puller, factory standard.